



APPLICATION



LED High-intensity Aviation Obstruction Light

AH-HI-B0

This High-intensity Aviation Obstruction Light flashing white color 24 hours and designed for marking top of obstacle that exceed 150 meters in height. Ultra high intensity CREE LED is used for the light source ensure light's long life experience and good performance. Self-designed reflection board ensure less LED could emitting brighter light.

Compliance


- ICAO Annex 14 Volume 1, Seventh edition, 2016, table 6.3 High Intensity Type B Obstacle Light
- FAA L-856, L-857

Features

Electrical

- CREE ultra high intensity LED as light source saving power
- Power supply available in DC(48V) or AC(110V, 240V)

Physical

- Unique design and UV protected polycarbonate lens for converging light and saving LED power
- UV protection Powder coated bright yellow color base make better visibility
- Base material is powder coated die-casting aluminum which has strong corrosion resistance, Shock and Vibrations protection
-  Special valve installed beside the base to make sure the air could go through but water is avoid, so that the whole light temperature won't be high to destroy the light

System design

- Built-in photocell for day/twilight/night operation
- Surge and lightning protection

Optional

- Alarm contact for remote monitoring
- Infrared LED for pilot using NVG
- RS485 communication part for monitoring
- User adjustable flashing rate(40, 50, 60 flashes/minute)
- GPS synchronization
- Solar powerd system

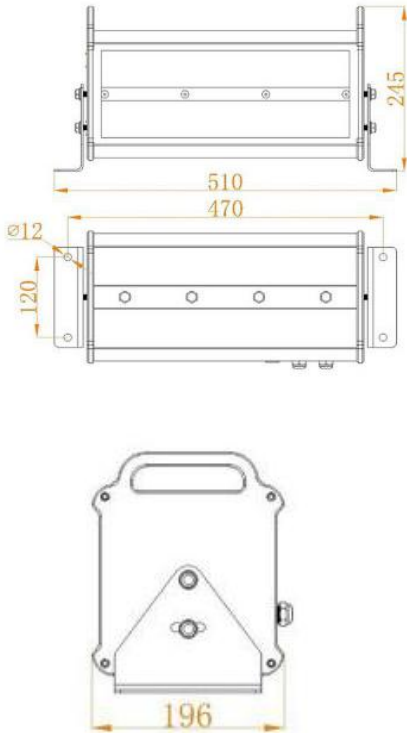
Application

- AH-HI-B0 High-intensity light is used on the top of the High-rise Building, High Chimney, marking towers (Telecom, GSM, Microwave & TV), High Pole, Tower Crane, Wind Turbine, etc when the obstacle height is more than 150meter, and most time work with low intensity lights & medium intensity light installed on the lower place.

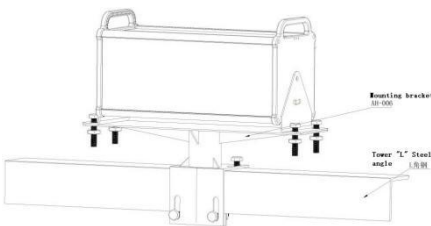
LED High-intensity Aviation Obstruction Light

AH-HI-B0

Dimension(mm)

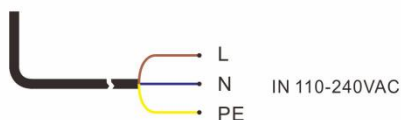


Installation



(Mounting bracket is charged separately, and size is customized)

Wiring diagram



SPECIFICATIONS

AH-HI-B0 LED High-intensity Aviation Obstruction Light

Light Characteristics

Light Source	CREE high intensity LED
Available Colors	White
Intensity(cd)	≥100,000cd(Daytime) ≥20,000cd(Twilight) ≥2,000cd(Night)
Horizontal Output(degrees)	120
Vertical Divergence(degrees)	3-7
Flash Characteristics	40-60FPM(40fpm as factory setting)
Operation Mode	24hours operation, 3 different modes
LED Life Experience(hours)	>100,000

Electrical Characteristics

Operating Voltage	DC(48VDC) or AC(110, 240V) or others
Average Power(W)	40W(24hours working)
Circuit Protection	Integrated

Physical Characteristics

Body Material	Polycarbonate
Base Material	Powder coated die-casting aluminum
Mounting	470×120×120
Dimension(mm)	510×196×245
Weight(kg)	9
Product Life Expectancy	5 years Plus

Environmental Factors

Humidity	0%-100%
Wind Speed	80m/s
Waterproof	IP67

Compliance

ICAO	Annex 14 Volume 1, 'Aerodrome Design and Operations' Seventh edition 2016, table 6.3 High-intensity Type B White Obstacle Light
FAA	L-856, L-857

Options Available

NVG(Night Vision Goggles) compatible LED
GSM Monitoring
GPS Sync Flashing
Dry Contact alarm(NO COM NC)
User adjustable flashing rate (40, 50, 60)
Solar power system

LED High-intensity Aviation Obstruction Light

AH-HI-B0

Configuration

Model	Power input	Light source	Flash rate	Photocell	Dry contact Alarm	GPS sync flashing	Control
AH-HI-B0	110-240VAC	LED	40FPM	Built-in	No Alarm	NO SYNC	Used alone With controller
	12VDC		30FPM				
	36VDC	IR	50FPM	No Photocell	Alarm	GPS SNYC	
	48VDC	LED&IR	60FPM				
	Solar powered						

Remark: The first line is the factory setting if no special request.

ANNHUNG